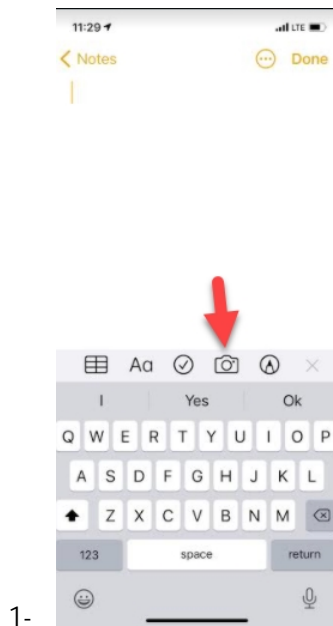
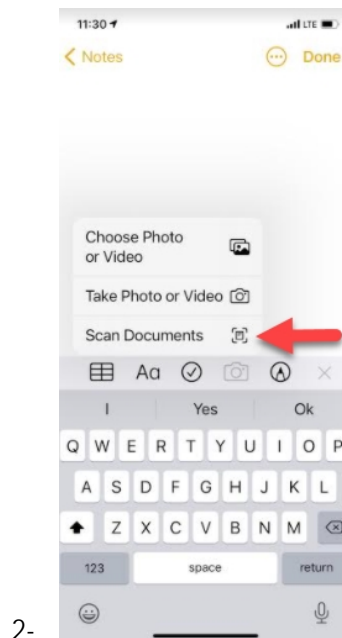


Making a multiple page document using your iPhone – and successfully sending it as one document.

With your iPhone Notes App open, select the phone shown in the 1st picture



1-




2-

documents

Then choose scan

A camera frame will open up and give you the ability to capture your first page. Once you accept it it'll give you the ability to capture further pages



Once you have all of your pages done, click on the save in the lower right corner. It'll pop up your document and if you hold down on the file it'll give you the option to mail it.

All the pages as ONE item!